

CEDAR CRAFT



Storage Solutions

• WHY CEDAR CRAFT?

1. It Starts with our Standard Features

- 30 year architectural shingles included on all our sheds
- Radiant Barrier - Our roof sheathing includes an LP radiant barrier to help reduce radiant heat from entering the building & helps protect your contents from possible heat damage.
- Our sheds include two windows, a double door and two gable vents to reduce condensation.



2. All Our Wood-sided Sheds Include Smart-Guard® Protective Siding

- Fights back against termites and rust (see page 34).



3. Our Stains are Approved for Use on SmartSide® Products

- Maintains its appearance for 10+ years!

4. 44 Siding Choices

- With 12 vinyl colors, 21 painted colors, seven wood siding stain colors, and four log cabin stain colors, we have a shed to suit your taste.

5. Interior Options

- Our prebuilt lofts, cabinets and work benches finish your shed so you may move right in.



Radiant Barrier

We include LP radiant barriers in the ceilings of all our structures. This keeps your shed cooler in the summer and increases light reflectivity for a brighter building.



CONTENTS



Two Story 4



Garages 6

Comes with one single entry door, a 9'x7' garage door and two windows.



Classic 10

Features 8" overhangs, 24"x36" windows and a 7 pitch roof.



A-Frame 16

Comes standard with 6' walls, double door, two windows, vents and shutters. We offer optional 7' walls for the A-Frame.



Quaker 22

Features 17" front overhang, double door and two windows.



Dutch 24

Built for space, this shed features extra head room.



Mini & Hip Roof 25

The mini includes a double door in the gable end. One window in the back wall. Hip includes double door and two windows.



Cedar 26

Features cedar lap siding with stain.



Cabins 28

A great little get-away; comes standard with a house door and two windows.



Log Style 29

Features log style siding with stain.



Animal Shelters 30

Run-In includes oak kick board interior, 6x6s around the bottom and no floor.



Options 32

Cabinet with drawers, ramps, shelves, lofts, LP Radiant Barrier, cupolas, doors and more.



LP® SmartSide Products 34

Specifications and Colors 35

TWO STORY



24'x46' Two Story 2 Car Garage





12'x24' Two Story with
Optional Full Sized Shed Dormer



24'x36' Two Story



24'x24' Two Story

GARAGES



10'x18' Classic Garage



12'x20' Classic Garage
with Copper Top Cupola



12'x20' Board & Batten
with Optional Stone Front, Shed Dormer, and Cupola



14'x24' Vinyl Garage
Features 9'x7' Overhead Door, Ramp and an 11 Lite Door

GARAGES



10'x16' Vinyl Classic with Optional Shed Dormer and Transom Windows



16'x24' Garage
with 5/12 Roof Pitch



12'x24' Wood Garage
Features 24"x36" Windows and an Overhead Door



12'x24' Garage with Optional 9/12 Roof Pitch

CLASSIC WOOD



10'x14' Classic with Transom Windows in Doors





12'x20' Classic with Double Round Top Door and Copper Top Cupola



10'x16' Classic with Dormer



10'x12' Classic with Single Round Top Door



10'x12' Classic with T1-11, Fiberglass Doors with Transom Windows, L.P. Board & Batten

CLASSIC WOOD



10'x12' Classic - Painted Wood Lap Siding



10'x16' Classic - Painted with
Optional Shed Dormer & Transom Windows in Doors



10'x16' Classic with Fiberglass T1-11 Door



10'x14' Classic Pine Board & Batten
with Optional Cedar Shake Roof



12'x16' Classic Painted Board & Batten
with Optional Dormer

CLASSIC VINYL



10'x16' Vinyl Classic with Optional Shed Dormer and Transom Windows



10'x16' Vinyl Classic with Optional A-Frame Dormer



10'x16' Vinyl Classic with Stone Front



10'x14' Vinyl Classic with Round Top Doors



12'x16' Vinyl Classic

VINYL A-FRAME



10'x20' Vinyl A-Frame with Full Length Porch and Cupola



10'x14' Vinyl A-Frame



14'x20' Vinyl A-Frame with Skylights



10'x14' Vinyl A-Frame with 5 Lite Arched Doors



10'x14' Vinyl A-Frame with 4'x8' Porch
This Model Features 7' High Walls with 6'4" High Doors

WOOD A-FRAME



8'x12' A-Frame





10'x14' A-Frame with Optional Mahogany Stain and Ridge Vent



10'x12' A-Frame with Stain and 7/12 Roof Pitch



10'x14' A-Frame with 7/12 Roof Pitch with Transom Window in Gable

WOOD A-FRAME



10'x14' A-Frame Painted with Optional Dormer





8'x12' A-Frame



10'x12' A-Frame with Transom Windows
in Doors and 24"x36" Windows



QUAKER



12'x30' Quaker with Track Doors





10'x14' Quaker with Black Wood Transom Windows



10'x16' Quaker with Painted Doors and Ridge Vent



10'x16' Quaker Painted



10'x14' Quaker with 9 Lite Arched Doors

DUTCH



10'x14' Colonial Dutch Barn



HALEY WILDERNESS URETHANE
10/25
NO-FADE LIMITED WARRANTY

10'x16' Dutch Barn with
Optional Redwood Stain
and Brown Trim



12'x16' Dutch Barn Features Double Door



12'x20' Dutch Barn

MINI BARN



8'x12' Mini Barn Features Double Doors



8'x12' Mini Barn

HIP ROOF



10'x14' Hip Barn with 5 Lite Arched Windows, Double Doors and 24"x36" Windows and Shingles over Ridge Vent



10'x16' Hip Barn with Transom Windows and Shingles over Ridge Vent

CEDAR



10'x16' Cedar Shake Walls with Shed Dormer

CEDAR



12'x16' Cedar A-Frame Shed with Sun Dial Windows and Dormer



8'x12' A-Frame with Cedar Shake Walls, 15-Lite Windows in Door, and 18'x36" Windows

CABANAS



CABINS



12'x26' Log Style Cabin
with Metal Roof



12'x16' Elite Cabin with 4'x12' Porch
and 9 Lite Wood Door



10'x12' Classic Board and Batten with Stone
Front and Transom Dormer

LOG STYLE



12'x14' Log Style Garage with Brown
Garage Door and Ramp



10'x14' Log Style A-Frame

ANIMAL SHELTERS



Painted Wood Run-In



Board and Batten Run-In with Stained Siding



Chicken Coop



Dog House

POTTING SHED



OUTDOOR BAR



10'x12' Outdoor Bar with Cedar Shake Roof

OUTDOOR BARS



10'x16' with Open Bar



10'x16' with Partition, Bar Door, and Serving Window

INTERIOR OPTIONS



Finished Interior

We can
build custom
shelves
and lofts.



LP® Radiant Barrier can keep your building up to 30° cooler on hot summer days. We include it on all of our ceilings, and it is available as an option on walls for increased protection.

CUPOLA OPTIONS



Shed Cupola



Asphalt Top Cupola



Copper Top Cupola



Flower Box



Classic Flower Box

DOORS AND OPTIONS



Standard
Double Wide



Double Wide with Cross
Bucks



Double Wide with Transom
Window



Solid Painted
Fiberglass
(white is standard)



Double Wide
Round Top



5 Lite Arched



9 Lite Arched



Double Wide Painted
Fiberglass with Transom
Windows



Solid with Transom
Windows above Door



Single Wide
Round Top



Fiberglass T1-11 Doors with
Transom Windows



Fiberglass T1-11 Doors with
Haley Wilderness Urethane
in Chestnut Brown



Fiberglass T1-11 Doors
Painted Red



Fiberglass 2-Panel Arched
Top Doors Painted Black



Ridge Vent



Ramp

FIGHT BACK AGAINST TERMITES & ROT

Our Wood-sided Buildings are Built Using LP® SmartSide® Products

Treated For Everyday Durability

LP® SmartSide® products are not made of wafer, chip or particle board. In fact, our engineered wood products are made with our Treated Wood Strand Technology so you can rest assured your structure will provide years of beautiful service!

Extra Protection, Tested Tough


All LP SmartSide products are treated with our proprietary SmartGuard® process to resist fungal decay and termites in harsh environments.

Tested in Hilo, Hawaii, LP SmartSide products continue to resist structural damage, even after years of exposure to thriving termite colonies and excessive moisture!



	LP SmartSide Panel	Untreated T1-11 Plywood
TREATED ORIENTED STRAND TECHNOLOGY	✓	NO
INDUSTRY-LEADING WARRANTY	✓	NO
RESISTS FUNGAL ROT AND DECAY	✓	NO
RESISTS TERMITES	✓	NO
RESISTS DELAMINATION	✓	NO
RESISTS SPLITTING & CRACKING	✓	NO
RESISTS WARPING	✓	NO
RICH CEDAR GRAIN TEXTURE	✓	NO

*See lpcorp.com for complete warranty details.



Radiant Barrier

Our SmartSide® Siding Includes a Radiant Barrier

- Keeps your shed cooler in the summer
- Greater lighter reflectivity

Stains That Protect & Beautify

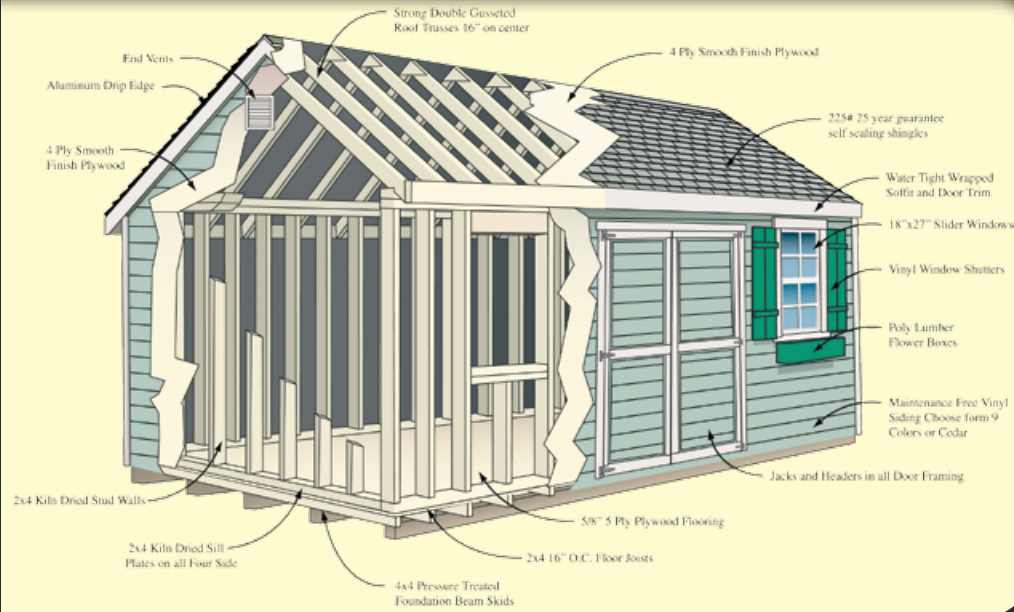
- Finally a stained look that maintains its appearance for 10+ years*
*proper maintenance required
- Easily accepts paint if you want to change the finish in the future
- Approved for use on LP® SmartSide® products
- Mildew resistant and easy to clean
- Beautiful rustic look

PAINT AND WOOD TRIM COLORS

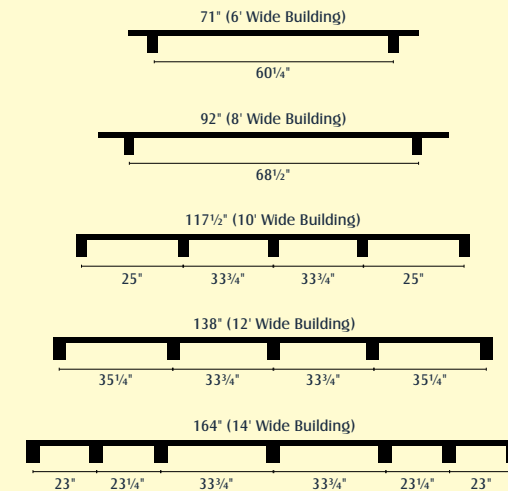


STAIN COLORS





SKID DESIGNS



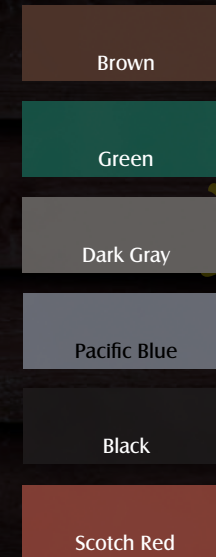
SHINGLE COLORS



VINYL/TRIM COLORS



ADDITIONAL TRIM COLORS



Colors may vary

