



Offering You a
WORLD of FUN!



Vinyl Play Sets



Thank you for your interest in Adventure World Play Sets!

Browse our catalog to find unlimited configurations, accessories and flexibility for customizing a play set that fits your family, budget and back yard.

ADVENTURE WORLD PLAY SETS MISSION STATEMENT

Our mission is to provide durable, high end play sets for our younger generation, enabling physical strength, engaged interaction, and memorable experiences.

ADVENTURE WORLD PLAY SETS PROMISES YOU:

- Vinyl, maintenance-free play sets – no staining, no painting.
- No extra cost on our standard options for customization of play set structures, features and colors.
- Package choices if you prefer not to customize.
- Ability to change or adjust swings so your play set grows as your baby grows.
- Play sets made in the USA.
- An eye on the environment—poly-lumber vinyl made from recycled plastic bottles; rubber mulch and curbing made from recycled tires; a policy of recycling all waste materials for reuse rather than landfills.

We also promise you and your children a world of play set possibilities and adventures. Simply follow the 9 steps to customizing your play set or be inspired by our package options based on our most popular requests. Then contact us with your ideas or questions. We'll be happy to help you bring home a one-of-a-kind play set for your one-of-a-kind kids.



CONTENTS


Introduction and Mission	<i>Inside Front Cover</i>
Safety and Quality Features	2-3
Just for Grown-ups (Seating)	4
Our Packages	4
Adventure Gym	5
Busy Base Camp	6-15
Discovery Depot	16-21
Fantasy Fortress	22-25
Frolic Zone	26-27
Giggle Junction	28-29
Good Time Tower	30-31
Happy Hideout	32-35
Imagination Station	36-37
Jolly Jamboree	38-39
Color Choices	40-41

Customize Your Play Set:

STEP 1 - Choose Your Tower Unit	42-43
STEP 2 - Choose Your Tower Roof	44
STEP 3 - Choose Your Access	45-46
STEP 4 - Choose Your Connectors	46-47
STEP 5 - Choose Your Swing Beam	48-49
STEP 6 - Choose Your Swings	50-51
STEP 7 - Choose Your Slides	52-53
STEP 8 - Choose Your Accessories	54-55
STEP 9 - Choose Your Free Item	55
Rubber Mulch, Mats & Curbing	56-57
Guarantee and Warranty	58
Frequently Asked Questions	59
Our Customers	60 & Inside Back Cover
Sandbox	<i>Inside Back Cover</i>



*Let the
adventure
begin!*



ADVENTURE WORLD PLAY SETS KEEP KIDS ACTIVE AND HEALTHY!


According to the Centers for Disease Control and Prevention, children should aim for one hour or more of physical activity per day. Playing on play sets gets kids' hearts pumping and strengthens muscles and bones.

Safety & Quality

Adventure World Play Sets are made in the USA and constructed following the highest standards. The following quality and safety features are standard at no extra cost on all of our play sets.

QUALITY

- Use of pressure-treated lumber (rather than untreated wood which is susceptible to rotting in a few years) covered with vinyl combines the strength of wood with the easy care of vinyl. Vinyl covering also resists wood boring insects and bees.
- Use of heavy-duty walled vinyl adds strength, is fade resistant and is easy to clean; occasional rinsing is all you need to keep your play set looking great.
- Powder-coated brackets resist peeling and rusting.
- Stainless steel bolts and chains will not rust.
- Heavy-duty corner construction is through-bolted with two steel angles; we do not use wood lags, which connect by being driven only half way into the beams.
- Long-lasting poly-lumber roofs – instead of canvas – resist high winds.
- Durable structural parts and sturdy construction create stable play sets that won't tip in high winds or as children swing.



SAFETY

- Vinyl creates a safe, smooth surface that is splinter-free without surface cracks, checks or knotty appearance.
- Entrance ladders come standard with non-slip steps and safety rails.
- Rubber-coated swing chains provide a soft, pinch-free grip.
- Wood-grain texture on decking and rock walls increases traction.
- No shortcuts by using exposed wood on decking underside that risks splinters and cuts from cracks in wood; our play sets feature vinyl covering throughout.
- Heavy-duty swing hangers feature spring clip for easy height adjustment and swing change.
- Two ground anchors included with each swing beam.
- No overhead climbers with swings attached.



HEAVY-DUTY CORNER CONSTRUCTION

Through bolted with two steel angles

LONG-LASTING POLY LUMBER ROOF

Resists high winds

HEAVY-DUTY SWING HANGERS

With spring clip for easy height adjustment and swing change

STAINLESS STEEL CHAINS

Resists rusting

POWDER-COATED BRACKETS

Resist peeling and rusting

RUBBER-COATED SWING CHAIN

For a soft, pinch-free grip

TWO GROUND ANCHORS

Included with each swing beam

ENTRANCE LADDER

Features non-slip steps

UNDERSIDE OF OUR DECKING

No exposed wood

DECKING AND ROCK WALL

Feature wood-grain texture for increased traction



Just for Grown-ups...

*A special place to relax and enjoy
watching little ones at play!*

Our swing sets are designed for kids,
but this seating is meant just for adults!


Made from the same quality materials as our play sets,
these items are built to last and are virtually maintenance-free!



GROWN-UP LOVE SEAT SWING

*You've got it made in the shade!
You and your sweetie will be
comfy and swinging in style with
this elegant seating solution.*

*6' x 6' with frame and roof. Also
available without roof.*



5' PARK BENCH

*Simple and practical, this
seating solution will have
you asking to be "benched."*



GROWN-UP PICNIC TABLE

*Enjoy your vinyl picnic table for
a family picnic or birthday party
in your own back yard after kids
play on their Adventure World
Play Set.*

*Available in 3' x 6' and 3' x 8' (not
shown). Available in off-white,
white, or clay.*

**We also offer
these grown-up-
friendly swings
that will attach to
your play set!**

See pages 50 & 51
for more details!



Now on to the Kids' Stuff...

OUR PACKAGES

On the following pages, you'll find photos and
dimensions of each tower as part of pre-created
packages. Packages reflect each available tower
size — single, double and triple towers with single or
multiple level decks of varying dimensions.

CUSTOMIZE YOUR PLAY SET

Packages are available as is, or can be used to get
ideas for a completely customized play set.

Customize your play set by beginning with Step 1
"Choose Your Tower" on page 42 where you'll find
the details of all tower options and available deck
dimension for each tower type.



*A great starter
play set to get their
imagination going!*

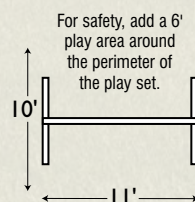
ADVENTURE GYM

A freestanding swing beam



PACKAGE #A-3

- 3-Position Single Beam
- 2nd End Post for Free Standing
- 2 Belt Swings
- Trapeze



BUSY BASECAMP

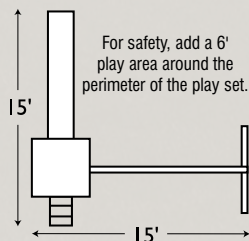
Each Busy Basecamp play set features a single level 5' deck.

This play set is all your active kids need to get moving in the fresh air!



PACKAGE #B44-1

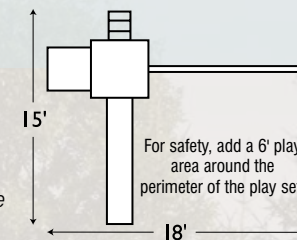
- Tower: 4' x 4'
5' Deck Height
- Vinyl Roof
- Entrance Ladder
- 3-Position
Single Beam
- 2 Belt Swings
- Trapeze
- Wonder
Wave Slide





PACKAGE #B44-6

- Tower: 4' x 4'
5' Deck Height
- Vinyl Roof
- Entrance Ladder
- 5' Rock Wall
- 3-Position Single Beam
- 2 Belt Swings
- Trapeze
- Wonder Wave Slide



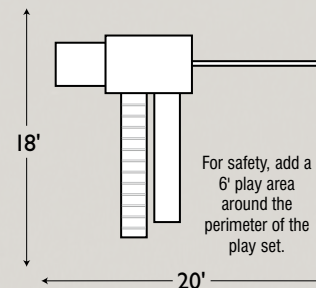
BUSY BASECAMP

Each Busy Basecamp play set features a single level 5' deck.

Includes
5' Rock Wall!

PACKAGE #B46-9

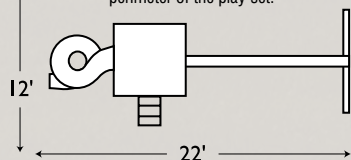
- Tower: 4' x 6'
5' Deck Height
- Vinyl Roof
- 5' Rock Wall
- Gangplank
- 3-Position Single Beam
- 2 Belt Swings
- Trapeze
- Wonder Wave Slide





PACKAGE #B55-1

For safety, add a 6' play area around the perimeter of the play set.



- Tower: 5' x 5'
5' Deck Height
- Vinyl Roof
- Entrance Ladder
- 3-Position Single Beam
- 2 Belt Swings
- Trapeze
- Twisty Turbo Slide
- Step & Slide Adapter

A rock wall makes a great addition to your play set!

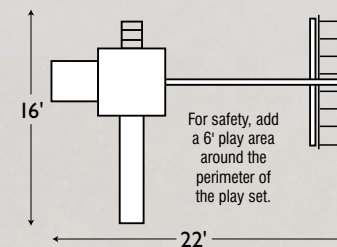


BUSY BASECAMP

Each Busy Basecamp play set features a single level 5' deck.

PACKAGE #B55-5

- Tower: 5' x 5'
5' Deck Height
- Plastic Sunburst Roof
- Entrance Ladder
- 5' Rock Wall
- 4-Position Single Beam
- Space-saver Monkey Bar (10' Long)
- 2 Belt Swings
- High Back Baby Swing
- Wonder Wave Slide

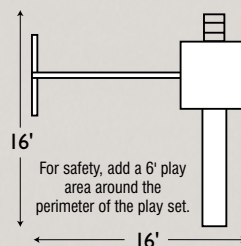




SHOWN IN
Premium
Wood-Grain
Brown

PACKAGE #B55-6

- Tower: 5' x 5'
5' Deck Height
- Vinyl Roof
- Entrance Ladder
- 3-Position Single Beam
- 2 Belt Swings
- Trapeze
- Wonder Wave Slide



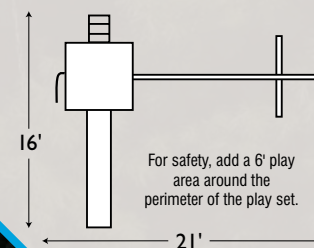
BUSY BASECAMP


Each Busy Basecamp play set features a single level 5' deck.

This package features an upgraded extra high 10' swing beam!

PACKAGE #B55-7

- Tower: 5' x 5' 5' Deck Height
- Longer Post to Attach High Beam
- Vinyl Peak Roof
- Entrance Ladder
- 4-Position Extra High (10') Single Swing Beam
- 2 Belt Swings
- Full Bucket Baby Swing
- Hammock Swing
- Wonder Wave Slide
- Fireman's Pole



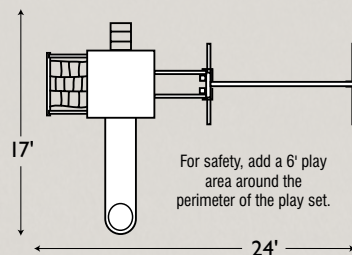


Includes chain ladder!



PACKAGE #B55-8

- Tower: 5' x 5'
5' Deck Height
- Vinyl Roof
- Entrance Ladder
- Chain Ladder
- 3-Position Single Beam
- Easy Rider Glider
- 2 Belt Swings
- Trapeze
- Tunnel Express for 5' Deck

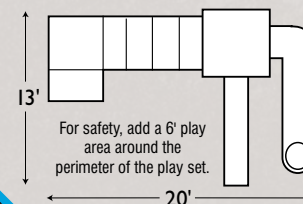


BUSY BASECAMP

Each Busy Basecamp play set features a single level 5' deck.

PACKAGE #B55-12

- Tower: 5' x 5'
5' Deck Height
- Plastic Sunburst Roof
- Grand Staircase
- Wonder Wave Slide
- 5' Sidewinder Slide



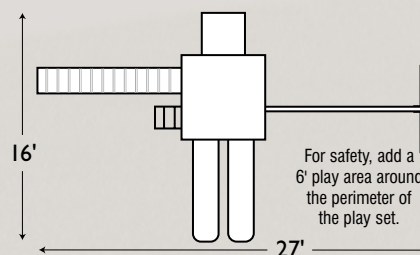
Ready,
set...go!



Back
view of
play set

PACKAGE #B66-3

- Tower: 6' x 6'
5' Deck Height
- Vinyl Roof
- Entrance Ladder
- 5' Rock Wall
- Gangplank
- 3-Position Single Beam
- 2 Belt Swings
- Trapeze
- 1 Plastic Tire Swing (3-Chain)
- 2 Ripple Rush Slides



DISCOVERY DEPOT

Each Discovery Depot play set features 2 levels of decking.

Discover an extra level to get little legs climbing and creative minds soaring.

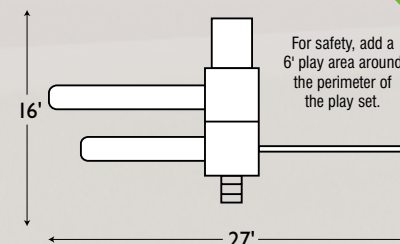
Includes
7' Rock Wall!



Consider adding a bubble panel for a better view from your tower!

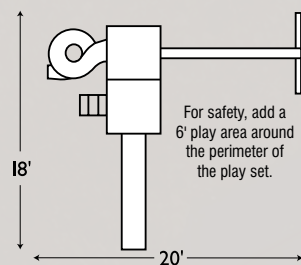
PACKAGE #D48-2

- Tower: 4' x 8' Split Level
5' & 7' Deck Heights
- 2 Vinyl Roofs
- Entrance Ladder
- 7' Rock Wall
- 3-Position Single Beam
- 2 Belt Swings
- Trapeze
- Ripple Rush Slide
- Extreme Ripple Rush Slide



PACKAGE #D48-3

- Tower: 4' x 8' Split Level
5' & 7' Deck Heights
- Vinyl Roof
- Entrance Ladder
- 3-Position Extra High
(10') Single Swing Beam
- 2 Belt Swings
- Trapeze
- Wonder Wave Slide
- Twisty Turbo Slide



This package features
an upgraded extra high
10' swing beam!



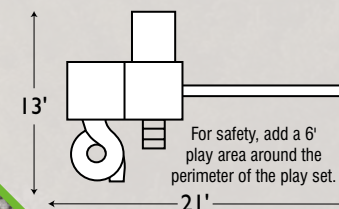
DISCOVERY DEPOT

Each Discovery Depot play set features 2 levels of decking.



PACKAGE #D48-8

- Tower: 4' x 8' Split Level
5' & 7' Deck Heights
- Vinyl Roof
- Extension Roof
- Entrance Ladder
- 5' Rock Wall
- 3-Position Single Beam
- 2 Belt Swings
- Trapeze
- Twisty Turbo Slide

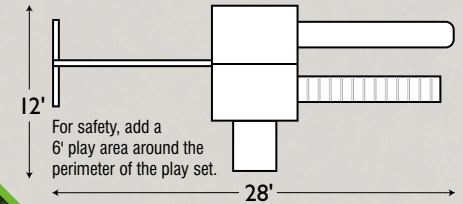


Includes
5' Rock Wall!



PACKAGE #D59-3

- Tower: 5' x 9' Split Level
5' & 7' Deck Heights
- Vinyl Roof
- 5' Rock Wall
- Gangplank
- 3-Position Single Beam
- 2 Belt Swings
- Trapeze
- Extreme Ripple Rush Slide



DISCOVERY DEPOT

Each Discovery Depot play set features 2 levels of decking.



Includes
5' Rock Wall!

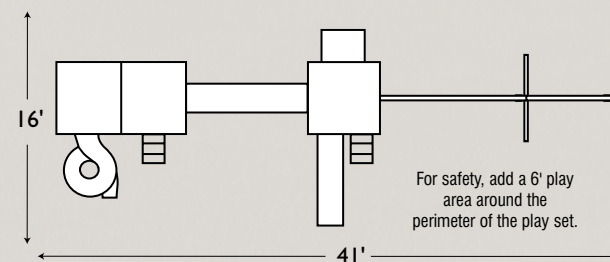


Our bases
make a great
sandbox!

Find sandbox
covers and
other great
accessories
on page 54.

PACKAGE #D59-8

- Tower 1 - Discovery Depot:
5' x 9' Split Level
5' & 7' Deck Heights
- Vinyl Roof
- Tower 2 - Busy Base Camp:
5' x 5'
5' Deck Height
- Vinyl Roof
- 2 Entrance Ladders
- 5' Rock Wall
- Bridge
- 3-Position
Single Swing Beam
- 2-Position
Single Swing Beam
- 2 Belt Swings
- Trapeze
- Adult Love Seat
- Wonder Wave Slide
- Twisty Turbo Slide



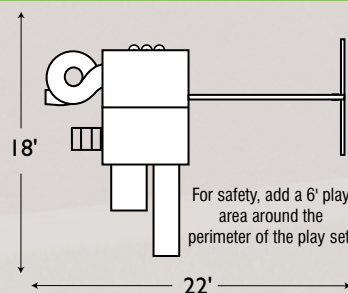


Includes
Tic-Tac-Toe
Panel



PACKAGE #D68-8

- Tower - 6' x 8' Split Level
5' & 7' Deck Heights
- Vinyl Roof
- Entrance Ladder
- Mini Rock Wall
- 3-Position Extra High (10')
Single Swing Beam
- 2 Belt Swings
- Trapeze
- Wonder Wave Slide
- Twisty Turbo Slide
- Tic-Tac-Toe Panel



FANTASY FORTRESS

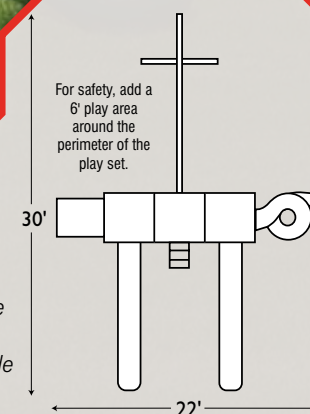
Each Fantasy Fortress play set features 3 levels of decking.

Take imaginative play to another level – three levels, that is!



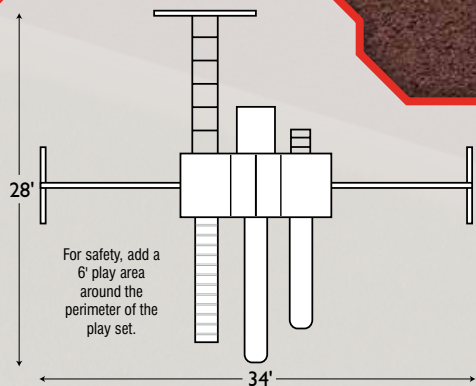
PACKAGE #F412-3

- Tower: 4' x 12' Split Level
5' & 7' Deck Heights
- 2 Vinyl Roofs
- Entrance Ladder
- 7' Rock Wall
- 4-Position Single Beam
- 2 Belt Swings
- Trapeze
- High Back Baby Swing
- 2 Extreme Ripple Rush Slides
- Twisty Turbo Slide





Includes
7' Rock Wall!



PACKAGE #F512-7

- Tower: 5' x 12' Split Level
5' & 7' Deck Heights
- Vinyl Roof
- 2 Extension Roofs
- Entrance Ladder
- 7' Rock Wall
- Gangplank
- 2 3-Position Single Beams
- Monkey Bar Climber (11' Long)
- 3 Belt Swings
- Trapeze
- Ball
- High Back Baby Swing
- Ripple Rush Slide
- Extreme Ripple Rush Slide

Wheeee!
Do it again!
Do it again!



FANTASY FORTRESS

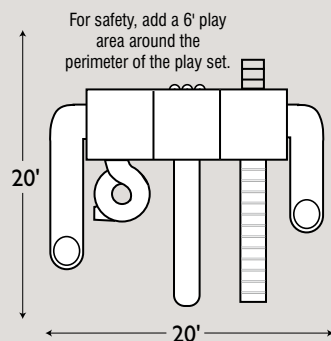
Each Fantasy Fortress play set features 3 levels of decking.

Includes
Tic-Tac-Toe
Panel



PACKAGE #F514-9

- Tower: 5' x 14' Split Level
5', 7' & 9' Deck Heights
- 3 Vinyl Roofs
- Entrance Ladder
- Gangplank
- Extreme Ripple Rush Slide
- Twisty Turbo Slide for 9' High Deck
- Side Winder Slide for 5' High Deck
- Side Winder Slide for 9' High Deck
- Tic-Tac-Toe Panel



FROLIC ZONE

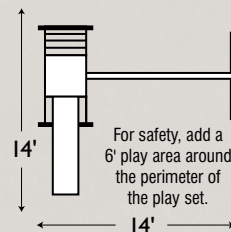
Each Frolic Zone play set features 3'x3' 5' high deck.

Compact, yet has plenty of room for fun and games. Your kids can frolic and play for hours!



PACKAGE #FA33-2

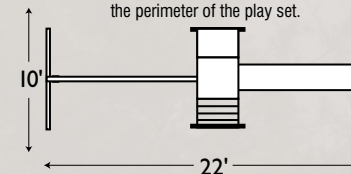
- Tower: 3' x 3' A-frame
5' Deck Height
- Built-in Ladder
- 3-Position Single Beam
- 2 Belt Swings
- Trapeze
- Wonder Wave Slide



PACKAGE #FA33-7

- Tower: 3' x 3' A-frame
5' Deck Height
- Vinyl Roof
- Built-in Ladder
- Frolic Mini Rock Wall
- 3-Position Single Beam
- 2 Belt Swings
- Trapeze
- Cyclone Disk
- Wonder Wave Slide

For safety, add a 6' play area around the perimeter of the play set.



GIGGLE JUNCTION

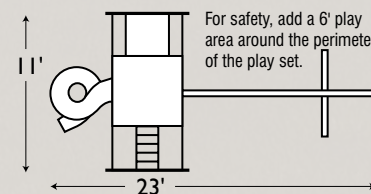
Each Giggle Junction play set features an A-Frame with a 5' deck.

*A simple solution
for inviting fun and
laughter into your
back yard.*



PACKAGE #GA44-5

- Tower: 4' x 4' A-Frame
5' Deck Height
- Vinyl Peak Roof
- Entrance Ladder
- Mini Rock Wall
- 4-Position Single Beam
- 2 Belt Swings
- High Back Baby Swing
- 4 Chain Rubber Tire Swing
- 5' Twisty Turbo Slide

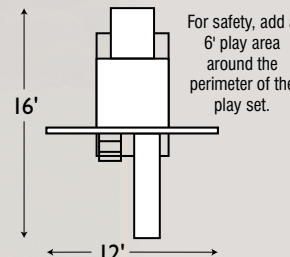




Includes
5' Rock Wall!

PACKAGE #GA55-2

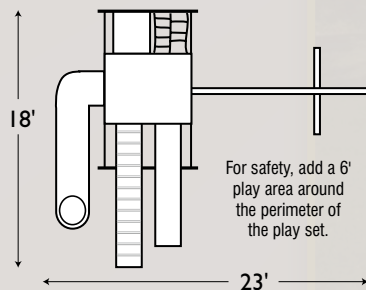
- Tower: 5' x 5' A-Frame
5' Deck Height
- Vinyl Roof
- Entrance Ladder
- 5' Rock Wall
- 2-Position Accessory Arm
- 2 Belt Swings
- Plastic Tire Swing (3-Chain)
- Wonder Wave Slide



Includes Rock Wall/
Chain Ladder Combo!

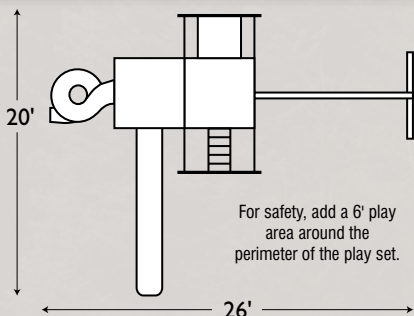
PACKAGE #GA65-4

- Tower: 6' x 5' A-Frame
5' Deck Height
- Vinyl Peak Roof
- Gangplank
- Rock Wall / Ladder
Chain Combination
- 4-Position
Single Beam
- 2 Belt Swings
- Trapeze
- 2 Chain Rubber
Tire Swing
- 3 Chain Rubber
Tire Swing
- Wonder Wave Slide
- 5' Sidewinder Slide



GOOD TIME TOWER

Each Good Time Tower play set features two levels for twice the fun.



PACKAGE GTA 510-2

- Tower: 5' x 10' A-frame
5' Deck Height
- 2 Vinyl Roofs
- Entrance Ladder
- 5' Rock Wall
- 3-Position Single Beam
- 2 Belt Swings
- Trapeze
- Plastic Tire Swing (3-Chain)
- Extreme Ripple Rush Slide
- Twisty Turbo Slide

Good times are not only around the bend, but on every level, swing and slide. This play set offers lots of room for accessories and creativity.

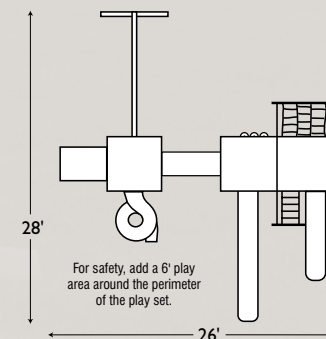


Includes
5' Rock Wall!



PACKAGE #GTA510-6

- Tower 1 - 5' x 10' A-Frame
5' Deck Height
- 2 Vinyl Roofs
- Tower 2 - Busy Base Camp:
5' x 5'
7' Deck Height
- Vinyl Roof
- Entrance Ladder
- Chain Ladder
- 7' Rock Wall
- Crawl Tube
- 3-Position Extra High
(10') Single Beam
- 2 Belt Swings
- Trapeze
- Plastic Tire Swing (3-Chain)
- Ripple Rush Slide
- Extreme Ripple Rush Slide
- Twisty Turbo Slide
- Picnic Table
- Tic-Tac-Toe Panel



Kids can challenge their friends to a game of tic-tac-toe - no pencils required!

HAPPY HIDEOUT

Each Happy Hideout play set features a playhouse on 5' high deck.

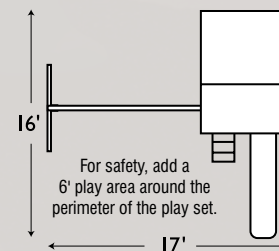
The playhouse is beautifully finished both inside and out, and comes with a standard roof.

A quiet place for kids to make-believe, or a space to scream and shout with friends – no grown-ups allowed!



PACKAGE #H68-2

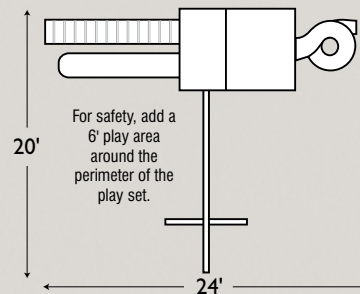
- Tower: 6' x 5' Playhouse on 6' x 8' Deck
5' Deck Height
- Entrance Ladder
- 3-Position Single Beam
- 2 Belt Swings
- Trapeze
- Ripple Rush Slide





PACKAGE #H68-7

- Tower: 6' x 5' Playhouse on 6' x 8' Deck
5' Deck Height
- Gangplank
- 4-Position Single Beam
- 2 Belt Swings
- Trapeze
- Plastic Glider with Single Beam Adapter
- Ripple Rush Slide
- Twisty Turbo Slide
- Step and Slide Adapter



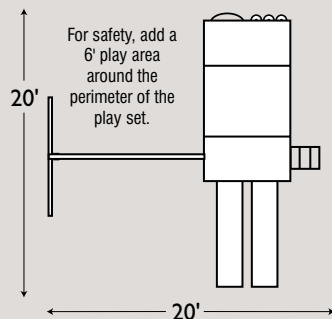
HAPPY HIDEOUT

Each Happy Hideout play set features a playhouse on 5' high deck.



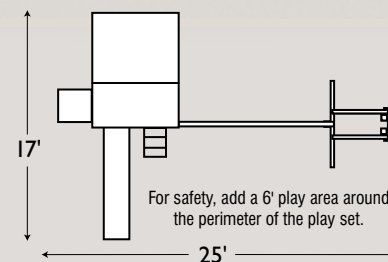
PACKAGE #H68-9

- Tower: 6' x 5' Playhouse on 6' x 8' Deck
5' Deck Height
No Roof Over Deck
- Longer Post to Attach a High Beam
- Entrance Ladder
- 3-Position Extra High (10') Single Beam
- 2 Wonder Wave Slides
- Bubble Panel
- Tic-Tac-Toe Panel
- Balcony



PACKAGE #H68-10

- Tower: 6' x 5' Playhouse on 6' x 8' Deck
5' Deck Height
- High Beam Attachment for Happy Hideout
- Entrance Ladder
- Mini Rock Wall
- 3-Position Extra High (10') Single Beam
- 2 Belt Swings
- Trapeze
- Easy Rider Glider
- Wonder Wave Slide
- Tic-Tac-Toe Panel



IMAGINATION STATION

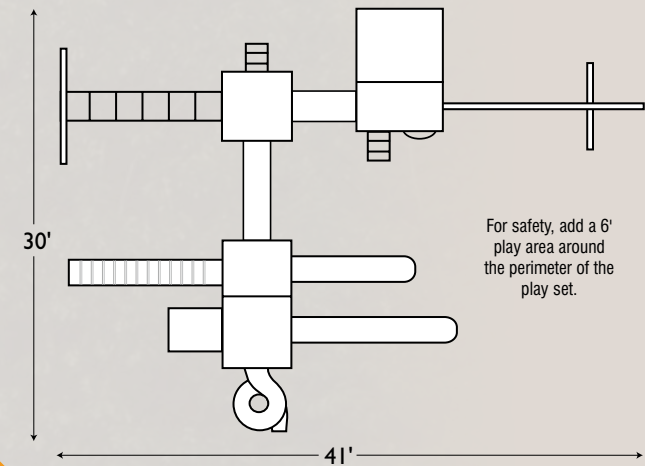
This play set features three towers and multiple levels.

This tower creates the ultimate backyard play land. Imaginations will climb as high as your kids!

Includes
7' Rock Wall,
Gangplank, &
Overhead Climber!



Add a tire swing that hangs from the underside of the bridge.



PACKAGE #1H68-1

- Tower 1 - Happy Hideout:
6' x 5' Playhouse on
6' x 8' Deck
5' Deck Height
- Tower 2 - Busy Basecamp:
5' x 5'
5' Deck Height
- Vinyl Roof
- Tower 3 - Discovery Depot:
5' x 9' Split Level
5' and 7' Deck Heights
- Vinyl Roof
- 2 Entrance Ladders
- 7' Rock Wall
- Gangplank
- Crawl Tube
- Bridge
- 4-Position Single Beam
- Monkey Bar Climber (11' Long)
- 2 Belt Swings
- Trapeze
- Plastic Glider with
Single Beam Adapter
- Ripple Rush Slide
- Extreme Ripple Rush Slide
- Twisty Turbo Slide
- Bubble Panel

JOLLY JAMBOREE

The Jolly Jamboree play set features 5 levels and small ladders to climb from one level to the next.

Some kids are jolly close to the ground, while others are jollier closer to the sky! With 5 levels, the Jolly Jamboree is sure to please everyone!



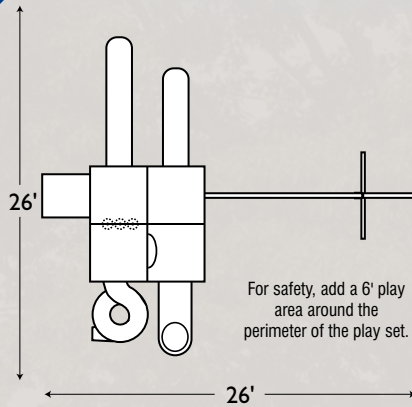
PACKAGE #J88-1

- Tower: 8' x 8' Tower
1', 5', 7', & 9' Deck Heights

- 3 Vinyl Roofs
- 7' Rock Wall
- 4-Position Single Beam
- Plastic Glider
- 2 Belt Swings

- Trapeze
- Tunnel Express for 3' High Deck
- Twisty Turbo Slide for 9' High Deck
- Ripple Rush Slide

- Extreme Ripple Rush Slide
- Tic-Tac-Toe Panel
- Bubble Panel



A World of Colors to Choose From!

Follow the rainbow of color options to match any style.

Choose your structural beam color and then choose your accent color. Accent and accessory colors—including rock wall rocks—can be mixed upon request at no additional charge. Premium colors require an additional charge.

MIXED



ROOF is available in red, blue or green.

RAILS are available in red, blue or green.

RED



GREEN



SLIDES are available in yellow, blue or green.

STRUCTURAL BEAMS shown in our standard off-white.

BLUE





**Wood-Grain Brown Vinyl
with Green Accessories**

Standard accent colors** for roof, rails and brackets:

- red, green, blue

Standard accessory colors**:

- Most swings are available in yellow, blue or green; select styles are also available in red or only green; see page 50 & 51 for details.
- Slides are available in yellow, blue or green; Ripple Rush and Extreme Ripple Rush Slides and all Tube Slides are also available in red; see page 52 & 53 for details.

Wood-Grain Brown

Adventure World Play Sets are also available in Wood-Grain Brown. This premium color offers the aesthetic, natural appearance of wood, combined with the easy care of vinyl. Here's what makes this color special:

- the same durable, fade-resistant, splinter-free, maintenance-free surface as the standard vinyl
- a wood appearance that blends into natural surroundings, hides dirt and never requires staining



**Bright White Vinyl with Black Poly & Brackets
with Your Choice of Accessory Colors**

STANDARD VINYL STRUCTURAL BEAM COLOR

**STANDARD
OFF-WHITE**

PREMIUM VINYL STRUCTURAL BEAM COLORS

BRIGHT WHITE*

**WOOD-GRAIN
BROWN****

CLAY

** shows dirt more easily
than other colors*

*** When wood-grain
brown structural beam
is selected, the play
set's roof, rails and
brackets will also feature
wood-grain brown;
other colors cannot be
accommodated. Swings,
slides and accessories,
however, are available in
the full range of colors as
indicated.*



**Bright White Vinyl
with Blue Accessories**

Also available with green or red accents.



**Clay Vinyl with
Red Accessories**

Also available with blue accents.



**Clay Vinyl with
Green Accessories**

Also available with blue or red accents.

STEP 1

CHOOSE YOUR TOWER UNIT

Choose from single, double and triple towers with single or multiple levels. Plus, we offer a variety of sizes to fit any yard and budget.

The tower sets the stage for your Adventure World Play Set, and creates a destination for children's imaginations to run wild.



Busy Basecamp

As shown on pages 6-15.

Single level 5' deck height with deck dimensions:

- 4'x4' (includes packages B44-1 & B44-6)
- 4'x6' (package B46-9)
- 5'x5' (includes packages B55-1, B55-5, B55-6, B55-7, B55-8, & B55-12)
- 6'x6' (package B66-3)



Discovery Depot

As shown on pages 16-21.

Double level 5' and 7' deck heights with deck dimensions:

- 4'x8' (includes packages D48-2, D48-3, & D48-8)
- 6'x8' (package D68-8)
- 5'x9' (package D59-3)
- Bi-tower (package D59-8)



Fantasy Fortress

As shown on pages 22-25.

Triple level 5' and 7' deck heights with deck dimensions:

- 4'x12' (package F412-3)
- 5'x12' (package F512-7)

Triple level 5', 7' & 9' deck heights with deck dimensions:

- 5'x14' (package F514-9)



Frolic Zone

As shown on pages 26-27.

A-Frame 5' deck height, comes with built-in ladder:

- 3'x3' tower (includes packages FA-33-2 & FA33-7)

Rock wall on this set must be the built-in mini rock wall



Giggle Junction

As shown on pages 28-29.

A-Frame 5' deck height with deck dimensions:

- 4'x4' (package GA44-5)
- 5'x5' (package GA55-2)
- 6'x5' (package GA65-4)



Good Time Tower

As shown on pages 30-31.

Double level 5' and 7' deck heights with deck dimensions:

- 5'x10' (packages GTA510-2 & GTA510-6)



Happy Hideout

As shown on pages 32-35.

Playhouse with a single level 5' deck height - 6'x8' deck

(includes packages H68-2, H68-7, H68-9, & H68-10)



Imagination Station

As shown on pages 36-37

Tri-tower

- See page 36 for deck dimensions (package IH68-1)



Jolly Jamboree

As shown on pages 38-39.

5 levels, 1', 3', 5', 7' and 9' deck heights with deck dimensions:

- 8'x8' (package J88-1)

STEP 2

CHOOSE YOUR TOWER ROOF

The big bad wolf can huff and puff, but he won't blow this roof down!

Adventure World Play Sets' long-lasting, poly-lumber roofs resist high winds and are made with recycled HDPE plastics – the kind of plastics found in milk bottles.



PLASTIC SUNBURST ROOF

Our newest roof-style offering features elegant decorative sunburst detailing in the gable ends.

Roofs are available in green, red, or blue.



PYRAMID ROOF

4' x 4' or 5' x 5' Tower

Pyramid roofs are available in green, red or blue.



VINYL PEAK ROOF

Roofs are available in green, red, blue or premium wood-grain brown.



EXTENSION ROOF

Roof covers lower level of split tower. Add on to vinyl peak roof.

STEP 3

CHOOSE YOUR ACCESSSES

Tower accesses are available in green, red, blue or premium wood-grain brown.

Children build balance and strength as they climb the accesses to their towers.

Plus, our access options add character to trigger a world of creative adventures.

Note: Frolic Zone Towers come with a built-in ladder.

GRAND STAIR CASE

Our newest access option allows children to ascend their tower in regal style.

Five platform steps with railing and landing, approximate 8.5" rise each.



ROCK WALLS

A favorite among kids, rock walls can easily be added to any package. They are 5' or 7' long depending on deck height. Includes rope that is fastened at top and bottom for safety.

Rock wall rock colors of yellow, green, red or blue can be uniform or mixed.

ROCK WALL

For 5' or 7' deck heights



MINI ROCK WALL

A smaller rock wall, not as wide. Not available for 7' deck heights.



FROLIC MINI ROCK WALL

A smaller, built-in rock wall for use on Frolic Zone towers only.



ROCK WALL / CHAIN LADDER COMBINATION

For a 5' or 6' wide tower.



(STEP 3 CONTINUED ON NEXT PAGE)

STEP

3

CHOOSE YOUR ACCESSES *(CONTINUED)*

ENTRANCE LADDER

Features non-slip steps and safety rails.



CHAIN LADDER


Fastens to play set on top and bottom only. This flexibility adds excitement as well as improves balance and strengthens muscle as kids climb.

Chain ladder available in silver only.

For the Giggle Junction Tower



For any tower with a 5' deck height and 4' or more wide



GANGPLANK

Can be easily exchanged with entrance ladder. 11' long

STEP

4

CHOOSE YOUR CONNECTORS

If your play set has two or more towers, or you're combining two packages, you'll need a connector.

Our crawl tube or bridge options are sure to entertain.

SWING BEAM

The swing beam also serves as a connector if opting for two or more towers.


Brackets are available in green, blue, red, or brown.



WOBBLY BRIDGE

8' long

Hand rail colors
available in green,
blue, red, or brown.



BRIDGE

8' Long • Custom lengths available

Available in green, blue, red, or brown.



CRAWL TUBE


6' long

Available in green, blue, red, or yellow.



CRAWL TUBE WITH 2 ELBOWS

Available in green, blue, red, or yellow.



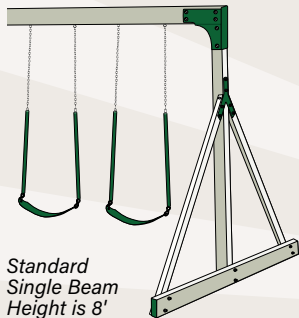
STEP

5

CHOOSE YOUR SWING BEAM

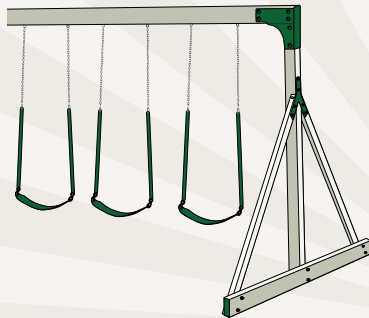
Consider your swing beam as a blank canvas, waiting to come to life with a variety of swings.

2 POSITION SINGLE BEAM




Standard Single Beam
Height is 8'

3 POSITION SINGLE BEAM



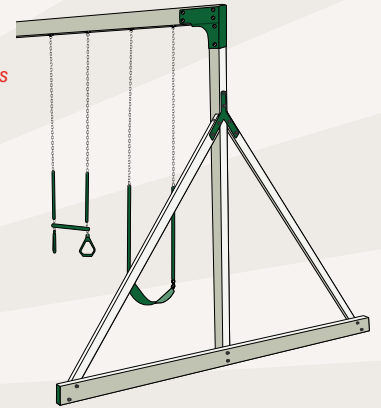
4 POSITION SINGLE BEAM



10' HIGH SWING BEAM

Available in 2, 3 or 4 positions

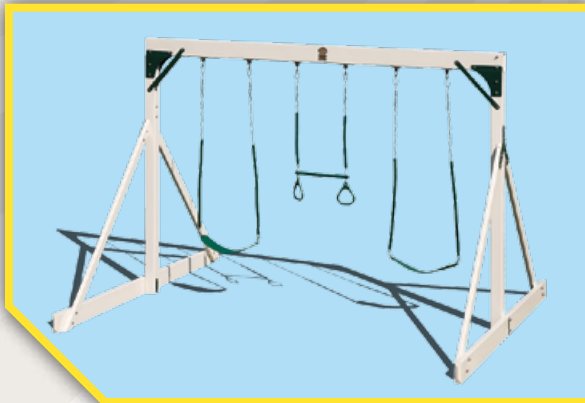
Requires 7' deck height or a longer post for high beam on 5' deck height.



Brackets for all play sets are available in green, blue, red, or brown.

FREESTANDING SWING BEAM

Made by adding the 2nd end post



Connector beam adapter allows you to extend the length of your set or add a swing beam for use with one of our tire swings!

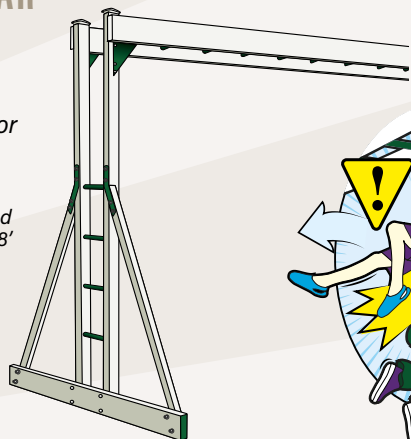




MONKEY BAR OVERHEAD CLIMBER

A great option for connecting two towers!

Standard Overhead Climber Height is 8'



We do not recommend using the overhead climber as a swing beam due to safety concerns.

OVERHEAD CLIMBER EXIT LADDER

Use on the tower side of an overhead climber.



LOWER LEVEL SAFETY RAILING

Add lower level railing on the swing side of the tower for extra safety.



SPACE SAVER MONKEY BAR OVERHEAD CLIMBER

10' long, includes vertical ladders on both ends.
Requires a 4-position single beam to attach to.



TRAPEZE RING CLIMBER

Swinging rings challenge kids' coordination. Includes 21-position accessory arms; chain height is adjustable.

Rings available in green, blue, red, or yellow.



ACCESSORY ARMS

Attach to any tower or playhouse to add swings or accessories

1-POSITION 1SIDE



2-POSITION 2SIDES



CHOOSE YOUR SWINGS

Swing low, swing high toward the sky. Adventure World Play Sets offers a wide range of swing styles all with rubber-coated swing chains to provide a soft, pinch-free grip. Plus, our heavy-duty swing hangers feature spring clips for easy height adjustment and swing changes so that your play set can grow as your children grow – for example, plan ahead by purchasing a baby swing and a belt swing. Simply swap swings as your child matures.

BOLT ON GLIDERS

All require single beam adapters

Vinyl Horse Glider



Also available in premium wood-grain brown.

Plastic Glider



Plastic Glider Colors

Uni Glider



Bracket Colors

Easy Rider Glider



Built for kids and adults, this glider swing makes a great place for adults to relax while children play.

Available in all the structural vinyl and accent colors



Easy Rider Glider shown at the end of a high beam

Comfort Seat Swing

Available in green only



Flat Seat Swing

Also available in blue



Belt Swing



BABY SWINGS

Heavy-Duty High Back Baby Swing



Full Bucket



GROWN-UP LOVE SEAT



Kids love it ... and grown-up kids will too!

Available in green, blue or red.

TIRE SWINGS


All tire swings are available with red, green, blue or yellow chain.



Plastic Tire with Swivel



3-Chain Rubber Tire with Swivel



Chain Tire Swing with Swivel must be capable of 360-degree rotation away from other play equipment and structures in a separate bay, under a bridge or under Happy Hideout and Giggle Junction towers, and Good Time Towers.

2-Chain Rubber Tire



4-Chain Rubber Tire




ADDITIONAL OPTIONS

Trapeze



Trapeze Ball



Cyclone Disks



Ball



HAMMOCK SWING

A great place for grown-ups to relax while the children play.

Hang from a swing beam or under a tower.

CHOOSE YOUR SLIDES

Slip, slide away. Our different slides offer different rides, but all will get kids feeling free and laughing in delight!



WONDER WAVE SLIDE

This 10' slide is a medium grade slide with double wall construction. Accommodates 5' deck height towers only; available in green, blue and yellow.



RIPPLE RUSH SLIDE

This 10' scoop wave slide is our highest grade slide with double wall construction. Accommodates 5' deck height towers only; available in yellow, blue, green and red.



TUNNEL EXPRESS

Shown for 5' deck height. 3', 7', & 9' deck height versions also available. Available in yellow, blue, green and red.



5' Deck Height



EXTREME RIPPLE RUSH SLIDE

This 14' scoop wave slide is the same grade as our 10' but with a longer, more exciting ride. Requires 7' deck height and will need a Step and Slide Adapter if choosing towers with 5' deck height such as Busy Basecamp, Happy Hideout and Giggle Junction. Available in red, blue, yellow, and green.



7' Deck Height

5' or 7'
Deck Height
(7' deck height
version shown)



TWISTY TURBO TUBE

**Rated by kids to be
our most fun slide!**

Now available for 5', 7', and 9' deck heights.

Available in green, yellow, red, and blue.

We use only stainless steel bolts to assemble our Twisty Turbo Tube Slides.









STEP AND SLIDE ADAPTER

For using Extreme Ripple
Rush or 7" Twisty Turbo Tube
Slides with a 5' deck height.

SIDEWINDER SLIDE

 Shown for 5' deck height. 3', 7', & 9'
deck height versions also available.
 Available in yellow, blue, green and red.



 Requires 9' deck height.
 Available in green, yellow, red, and blue.



9' Deck Height



CHOOSE YOUR ACCESSORIES

Adventure World Play Set accessories combine added entertainment with practical functionality. Ready, set...accessorize!

LEMONADE STAND

Includes 2 stools and sign.



New!




PERSONALIZED PLAQUE

Chipper's
Hideout

SAND BOX COVER

Easy to place on and off;
keeps cats out.

Also available in blue and red



Covers have weighted edges to keep them in place. No snaps or Velcro™ trim needed (which get full of sand).

HAND GRIP

Place at any entry point.

Available in green, blue, yellow, or red.



SPOT LIGHT

Wind up working light.

Available in green, blue, or red.



BUBBLE TUBE

Available in green, blue, yellow, or red.



FIREMAN'S POLE

For a 5' deck height.

Available in red.



TIC-TAC-TOE PANEL

Molded plastic X's and O's spin to add fun and a skills challenge.



BUBBLE PANEL


Also available in blue and yellow



PICNIC TABLE

Kids can enjoy a party on their own picnic table.

Shown with optional lower deck.



STEP 9

CHOOSE YOUR FREE ITEM

You'll be amazed at how these simple add-ons spark excitement and imagination!

LOWER DECK

Available in all accent colors.



LOWER DECK WITH RAILING


Available in all accent colors.



HIDDEN HUT

Add-on walls enclose lower level to create an extra special place to play.

Add-on walls available in different sizes to accommodate different sized towers. Hidden Huts include two window openings, one door opening, and lower deck floor. This also makes a great place for a bubble panel.



PLAYHOUSE BALCONY


Includes second door on playhouse. Shown with optional Bubble Panel and Tic-Tac-Toe Panel.



Choose one of these free items with your play set order.

Colors only available as shown.

STEERING WHEEL




SHIP'S WHEEL



BINOCULARS



TELESCOPE



PERISCOPE



TELEPHONE



MEGAPHONE




Remember: choose your colors (pg. 40) if you haven't done so already; and don't forget rubber mulch (pg. 56) for safety.


RUBBER MULCH, MATS AND CURBING

A shock-absorbing, protective surface is top on the safety checklist for home playgrounds. Adventure World Play Sets recommends installing your home playground equipment over rubber mulch to reduce the likelihood of injury from falls. Grass, dirt, carpet or thin mats are not considered protective surfaces because they lack the ability to absorb shock; concrete, asphalt or other hard surfaces are even more dangerous. Ground-level equipment – such as a sandbox – does not have an elevated play surface and therefore does not need protective surfacing.

Note: Rubber mulch, mats and curbing are not included in play set packages.




Green



Black



Red




Blue



Brown

RUBBER MULCH

- Made from 100% recycled tire rubber.
- Non-toxic and meets federal flammability standards.
- Retains cushiony softness year round, and will not freeze.
- Stays in place even in windy conditions.
- Drains and dries quickly after it rains.
- Odor-free, non-staining and non-abrasive.
- Reduces dust and mud.
- Will not rot, attract insects, or promote insect breeding.



RUBBER MATS

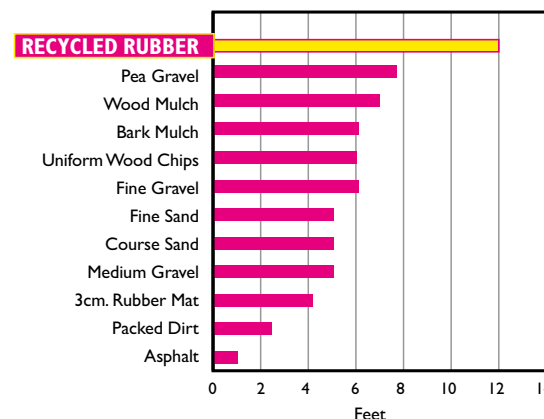
Colorful mats help minimize erosion under swings, or at the bottom of slide exits. They provide extra protection for shock absorption.

Available in green only.

Size: 23" wide x 38" long x 1½" thick with beveled edges



SHOCK ABSORPTION OF A FALL



This graph represents comparison findings of playground surface materials – including recycled rubber safety surface material identical to Rubber Playground Mulch, produced by Rubber Mulch using the same equipment and processes. Study completed using 6 inch depths (except where noted), by the Consumer Products Safety Commission and United States Testing Company, Inc.

CURBS

Standard Border

- 4" x 4" vinyl sleeve borders.
- Accommodates only square corners; does not allow rounded corners or curves.




Our 4"x4" vinyl sleeve border helps keep rubber mulch contained in play area.

Mulch and border availability, may vary depending upon what your representative has to offer. Ask your representative for details.

Optional heavy-duty fabric base under the mulch prevents weeds and still allows drainage.

Rubber Curbing

- Available in 6' lengths and 4" heights; when interlocked you will lose approximately 4" off the 6' length.
- Made from 100% recycled tire rubber.
- Allows for rounded corners and curved designs.
- Stackable to create walls higher than 4".



Guarantee & Warranty



OUR GUARANTEE

We guarantee your children hours of entertainment and exercise from Adventure World Play Sets' unique combinations of towers, swings, slides and playful accessories. We guarantee adults peace of mind from knowing Adventure World Play Sets places priority on safety features and the highest quality materials and construction. Built to last and designed for fun with options to grow as your child grows – it's the only play set you'll ever need to buy for your children!



WARRANTY

Adventure World Play Sets warrants to the original owner at the installation address a Limited 20 Year Warranty covering defects in workmanship and materials affecting the structural integrity of the playground systems, such as the vinyl, poly lumber and wood components. Slides, swings and accessories are covered by a Limited 5 Year Warranty from date of original purchase.

These Limited 20 Year and Limited 5 Year Warranties

apply only to products used for residential, single-family dwellings subject to ordinary use and proper installation. Any play set installed for use other than a residential, single-family dwelling will have a warranty limited to 10 years on the structural integrity of the playground systems and 2 years on slides, swings and accessories.

(See Owner's Manual for complete warranty information).

At Adventure World Play Sets, we are continuously striving to improve our play set construction and safety features, and reserve the right to change design and/or components without notice. For example, we have discontinued play sets featuring overhead climbers because safety was compromised when swings and accessories were attached.

Adult supervision is recommended when enjoying Adventure World Play Sets.



FREQUENTLY ASKED QUESTIONS

Why vinyl?

Vinyl offers superior durability and safety as well as easy upkeep. Vinyl is fade resistant, splinter free, doesn't require staining or painting and resists wood boring insects and bees.

What's under the vinyl?

Our premium play sets use pressure-treated lumber covered by heavy-duty walled vinyl. This combines the strength of wood with the easy care and safe, smooth surface of vinyl.

What makes the play sets heavy-duty construction?

In addition to pressure-treated lumber under the vinyl covering, through-bolts and steel angles create heavy-duty corner and all-around construction. Metal powder-coated brackets and stainless steel bolts, screws and chains all resist peeling and rusting.

Can I customize my play set?

Yes! Packages featured in this catalog show our most popular requests, and help you to visualize tower options. You can order a featured package as is, or use packages to get ideas for your custom play set.

Can swings be switched or can we add to the set later?

As your children grow, baby swings can be switched for belt swings or other bigger-kid accessories. At a later date, you can also add swing beams or other features to build out your play set to accommodate changing needs and budget planning.

Why can't I attach swings to an overhead climber?

Swings on overhead climbers create a safety hazard. When in use, a child using the overhead climber can easily get hit by a swinging swing. When swings are not in use, children using the overhead climber risk getting tangled in the hanging swings. As a result, Adventure World Play Sets does not permit swings on overhead climbers.

Is there risk of the play set tipping over?

Our play sets are heavyweight and will not tip over in normal wind or use. Ground anchors also help secure swing beams firmly in place.

Does my yard need to be level?

Yes, your yard should be fairly level to safely accommodate a play set. You also will need to locate your play set six feet away from any structure or obstacle.

What type of surface is best for under our play set?

A shock-absorbing, protective surface, such as rubber mulch, is best for reducing the likelihood of injury from falls. Grass, dirt, carpet or thin mats lack the ability to absorb shock; concrete, asphalt and other hard surfaces are even more dangerous.

Are Adventure World Play Sets guaranteed?

Our play sets come with a Limited 20 Year Warranty covering defects in workmanship and materials. Slides, swings and accessories are covered by a Limited 5 Year Warranty.



OUR CUSTOMERS


CUSTOM SETS DESIGNED BY OUR CUSTOMERS

Despite life's everyday challenges, Adventure World Play Sets create laughter and smiles that bring simple pleasures home. Here's a glimpse at some of our customers' back yards, and their custom play set creations.

What Our Customers are Saying...

What a wonderful company to work with. Wellers (dealer) was extremely helpful & your installers were terrific. Thank you for making the modifications necessary so my kids could have side by side speed slides.

- Michelle Urban



The appearance and quality of the craftsmanship and materials are superb. The three gentlemen who performed the installation were top notch.

- Vincente Collazo-Davila



This is a quality product. I should know, I'm an engineer! Great job!

- Christian Lamanna





Your reputation for excellent workmanship and customer service precedes you! We are already enjoying our playset tremendously. The brochure and accompanying pricing lists were detailed & clear & we enjoyed looking through. Mr. Gewitz was helpful in guiding us to maximize our yard space, which features we would most benefit from. Thank You!

- Dick

I ordered it after hearing all about your wonderful swing sets! Thank you!

- Rachel Ostreicher

We couldn't be happier with the time put in by the Johnson family and the amazing quality of our new swing set!

- The Hunt Family

My son loves his new swing set. I love it because it has done a great job standing up to the Nebraska wind.

- Heather Klepinger



We LOVE our play set! My kids are excited to go on it every day and ask to have their friends & family come and play all the time! Although we've only had it a short time, it's brought lots of fun and happy memories for us all!

- Nicole Swatsky

My children love it and it complements my back yard beautifully.

- Debbie Hakin



SANDBOX

Extend the adventure & functionality of your play area with a sandbox.

5' x 5' with Pyramid Roof
and 5' x 5' without roof.

Available in off-white, white, or clay.





Built to last and designed for fun with options to grow as your children grow, an Adventure World Play Set is the only play set you'll ever need to buy. Invest in the best safety and quality play set features, while also investing in your children's health, well-being, and playful memories to last a lifetime.



SHOWN IN
*Premium
Wood-Grain
Brown*



Please see page 32 for more information about the Happy Hideout package above (H68-2), shown here in premium wood-grain brown.



SHOWN IN
*NEW
Black and
Bright White*

